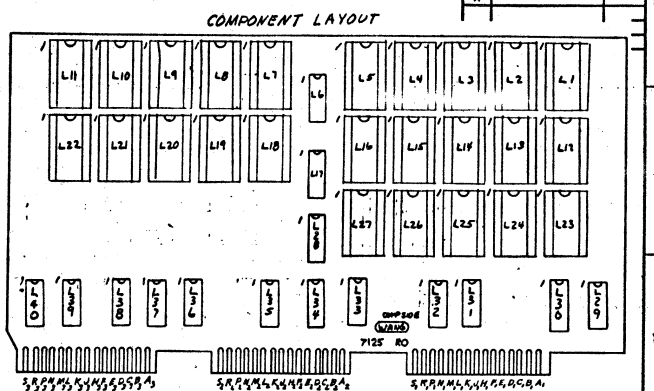
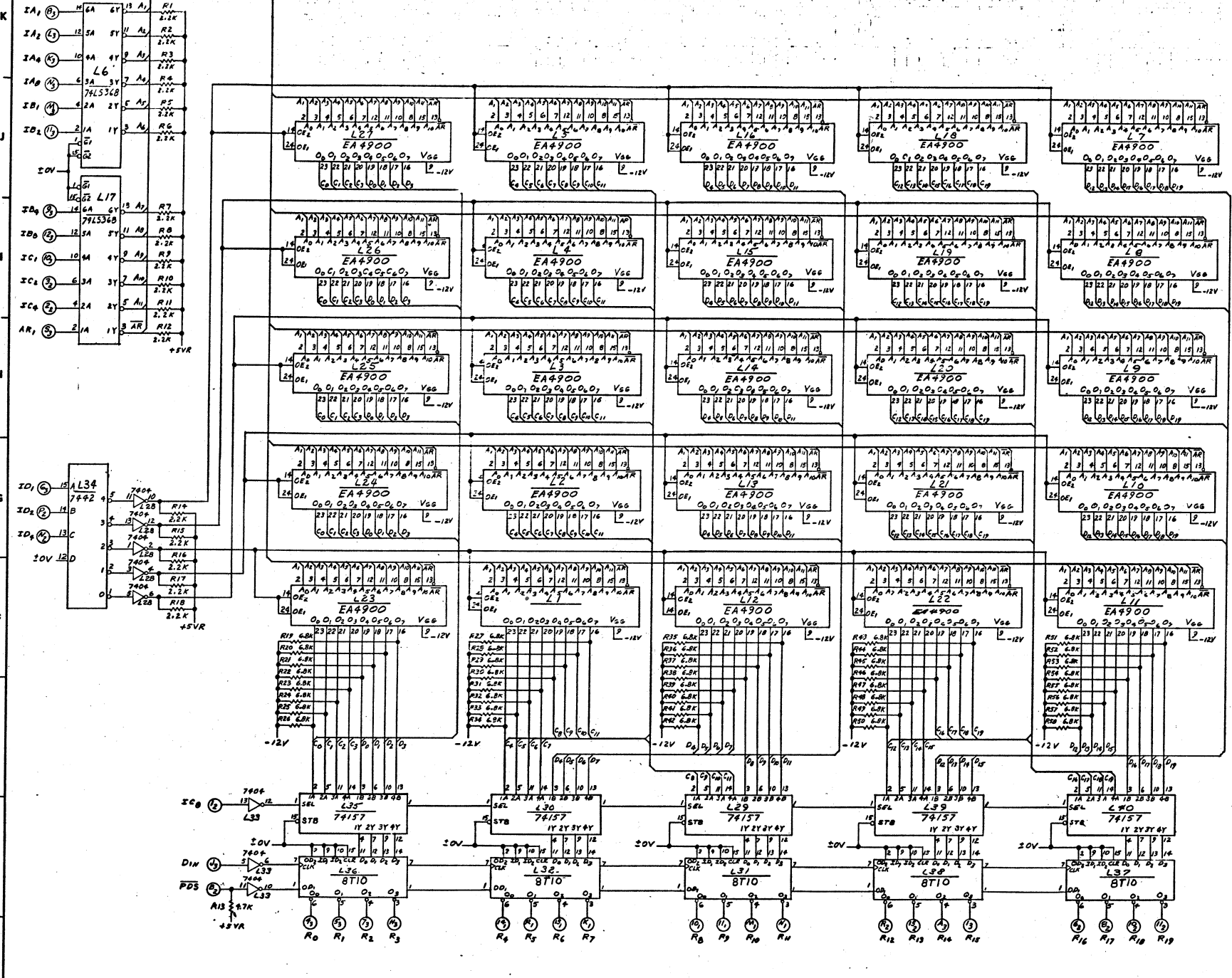


THIS DOCUMENT IS THE PROPERTY OF WANG LABORATORIES, INC. AND SHALL NOT BE REPRODUCED OR COPIED OR USED AS A BASIS FOR THE MANUFACTURE OF ANY EQUIPMENT OR DEVICES WITHOUT PERMISSION.

HOLE LEGEND		
DRILLED OR PUNCH-HOLE	HOLE DIA.	TOL.
110	.125	±.01
120	.150	±.01
130	.200	±.01
140	.250	±.01

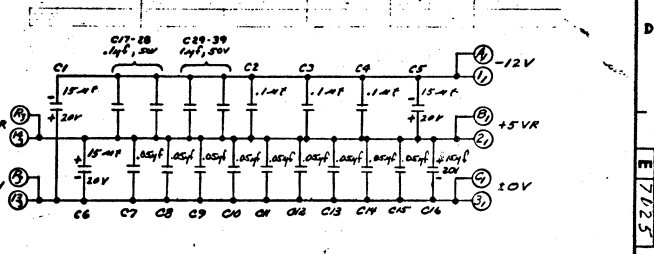


LOCATION	W.L. PART NO.	QTY	DESCRIPTION
L1-5, 7-16, 18-27	SEE CHART	1	
L6, 17	376-0193	8	16
L38	376-0008	8	16
L28, 35	376-0010	7	14
L29, 34, 35, 36	376-0082	8	16
L32, 33, 34-38	376-0137	8	16

SOCKET PER VARIATION CHART	W.L. PART NO.
R1-12, 14-18	330-3022
R19 THRU 58	330-3048
R13	330-3047
C29-39	300-1431
C1, 5, 6, 16	300-4022
C2, 3, 4	300-1918
C7-16	300-1900
C17-28	300-1930
376-9003	

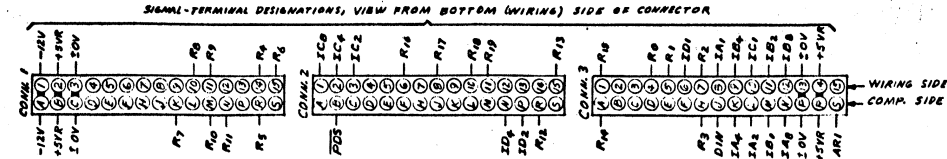
LOC	TYPE	LOC	SPARE
7404	L33	1	
7404	L32	3	

VARIATION CHART					
2200S	W/DP22	W/DP25	2200T	2200T	2200T
LOC 310-7 25-A	310-7 25-B	310-7 25-C	310-7 25-D	310-7 25-E	310-7 25-F
L1					
L2	377-0234	377-0234	377-0234	377-0332	377-0332
L3	377-0235	377-0235	377-0235	377-0333	377-0333
L4					
L5	377-0237	377-0237	377-0237	377-0335	377-0335
L6					
L7					
L8					
L9	377-0231	377-0231	377-0231	377-0298	377-0298
L10	377-0234	377-0234	377-0234	377-0298	377-0298
L11	377-0241	377-0241	377-0241	377-0296	377-0296
L12	377-0242	377-0242	377-0242	377-0296	377-0296
L13	377-0237	377-0237	377-0237	377-0297	377-0297
L14	377-0232	377-0232	377-0232	377-0299	377-0299
L15					
L16					
L17					
L18					
L19	377-0294	377-0294	377-0294	377-0304	377-0304
L20	377-0234	377-0234	377-0234	377-0301	377-0301
L21	377-0293	377-0293	377-0293	377-0331	377-0331
L22					
L23	377-0249	377-0249	377-0249	377-0247	377-0247
L24	377-0292	377-0292	377-0292	377-0292	377-0292
L25	377-0233	377-0233	377-0233	377-0300	377-0300
L26					
L27					
L28					
L29					
L30					
L31					
L32					
L33					
L34					
L35					
L36					
L37					
L38					
L39					
L40					
L41					
L42					
L43					
L44					
L45					
L46					
L47					
L48					
L49					
L50					
L51					
L52					
L53					
L54					
L55					
L56					
L57					
L58					
L59					
L60					
L61					
L62					
L63					
L64					
L65					
L66					
L67					
L68					
L69					
L70					
L71					
L72					
L73					
L74					
L75					
L76					
L77					
L78					
L79					
L80					
L81					
L82					
L83					
L84					
L85					
L86					
L87					
L88					
L89					
L90					
L91					
L92					
L93					
L94					
L95					
L96					
L97					
L98					
L99					
L100					



SEP 29 1970

E-REV



WANG PART NO.	ITEM	QTY	N.A. REF.	MATERIAL	DESCRIPTION
2200S/T					

BY	DATE	APPROVED BY	DATE
OWN E.S.B.			
CHK W.M.			
I.C. CONTROL			

SCALE	SHEET NO.	WANG PART NUMBER	SIZE	DRAWING NUMBER	REV.

REV.	DATE	DESCRIPTION
1		